

Dialogic Offices

Dialogic World Headquarters

Dialogic Corporation
1515 Route Ten
Parsippany, NJ 07054-4596 USA
1-973-993-3000 (auto attendant)
1-973-993-3030 (live operator —
8:30 am to 5:30 pm EST)
fax: 1-973-993-3093

North America

1-800-755-4444
1-973-993-3030 (outside US and Canada)
fax: 1-973-631-9631
sales@dialogic.com
Dialogic Online Information Retrieval
System (fax-on-demand)
1-800-755-5599 or 1-973-993-1063 (out-
side US and Canada)
Sales offices: Waltham, MA
Alpharetta, GA; Schaumburg, IL
Austin, TX; Bellevue, WA
Santa Clara, CA; Lowell, MA

Canada

Dialogic Canada Ltd.
1033 Oak Meadow Road
Oakville, Ontario L6M 1J6
Canada
1-800-755-4444 • fax: 1-905-827-1857

Dialogic Latin America and Caribbean

Roque Saenz Peña 730
Tercer Piso Oficina 34
1035 Buenos Aires, Argentina
54-11-4328-1531 • fax: 54-11-4328-5425
dlac.sales@dialogic.com

Brazil

Dialogic do Brasil
CENU - Edifício Torre Oeste
Av. Nações Unidas, 12901 - 18 andar
04578-000 São Paulo-SP Brazil
55-11-5504-1695/1696/1697
fax: 55-11-55-5-1737
dlac.sales@dialogic.com

Dialogic Europe

Europe, Middle East, and Africa

Dialogic Telecom Europe N.V.-S.A.
Airway Park
Lozenberg 23 (3rd Floor)
B-1932 Sint-Stevens-Woluwe (Brussels)
Belgium
32-2-712-4311 • fax: 32-2-712-4300
info.europe@dialogic.com
DTE BBS: 32-2-725-7846

France

Dialogic Telecom France
"Le Debussy"
77-81 Bld de la République
92250 La Garenne Colombes
France
33-1-41-30-88-88 • fax: 33-1-41-30-88-80

Germany, Switzerland, and Austria

Dialogic Telecom Deutschland GmbH
Industriestrasse 1
D-82110 Germering (Munich)
Germany
49-89-894-362-0 • fax: 49-89-894-362-77

Israel

Dialogic Israel (Sales) Ltd.
100 Hachashmonaim Street
POB 52638 Tel-Aviv 67133
Israel
973-3-561-7776 • fax: 972-3-624-1532

Italy

Dialogic Telecom Italia S.r.l.
Via Fermi, 20
I-20090 Assago (Milan)
Italy
39-2-488-2582 • fax: 39-2-488-1176

United Kingdom, Ireland, and Scandinavian Countries

Dialogic Telecom U.K. Ltd.
Dairy Walk
Hartley Wintney, Hampshire RG27 8XX
United Kingdom
ukhotmail@dialogic.com
44-1252-844-000 • fax: 44-1252-844-525

Spain

Dialogic Telecom España
Avda. Manoteras, s/n – Calle 3
Edificio Esindus, 3ª Planta
28050 Madrid
España
34-91-789-3089 • fax: 34-91-304-7807

Dialogic Asia/Pacific Japan

Dialogic Systems K.K.
Carrot Tower 19F
4-1-1 Taishido
Setagaya-ku, Tokyo 154
Japan
phone: 81-3-5430-3252
fax: 81-3-5430-3373
japan.sales@dialogic.com
japan.tech@dialogic.com
Sales Office: Seoul

China

Dialogic Beijing Representative Office
Landmark Building, Suite 1308
8 North Dong-Sanhuan Road
Chaoyang District, Beijing 100004
People's Republic of China
phone: 86-10-6590-0055
fax: 86-10-6590-7989
china.sales@dialogic.com
china.tech@dialogic.com
Sales Office: Hong Kong

Singapore

Dialogic S.E.A. Pte. Ltd.
9 Temasek Boulevard
#37-02 Suntec Tower Two
Singapore 038989
phone: 65-339-9833
fax: 65-339-9211
asia.sales@dialogic.com
asia.tech@dialogic.com
Sales Offices: N. Sydney, Bangalore

Dialogic Web site

<http://www.dialogic.com>



an Intel company


All specifications are subject to change without notice. All names, products, and services are the trademarks or registered trademarks of their respective organizations.
© Dialogic Corporation 2001. All rights reserved.

♻️ Printed on recycled paper.

00-4473-003 03/01 Printed in U.S.A.



an Intel company



▼
SCSA Hardware Model

▼
PEB Hardware Model

▼
CT Bus/SCbus

D/41EPCI

4-Port PCI Voice Processing with H.100 Interoperability

The D/41EPCI™ is a four-port analog SCSA voice processing board ideal for developers building enterprise voice messaging and IVR applications for the global market. The D/41EPCI provides four telephone line interface circuits for direct connection to analog loop start lines. A unique, dual-processor architecture, comprising a DSP (digital signal processor) and a general-purpose microprocessor, handles all telephony signaling and performs DTMF (touchtone) and audio/voice signal processing tasks. The D/41EPCI, a part of the Dialogic PCI product family, incorporates the Signal Computing System Architecture™ (SCSA™). The open architecture enables developers to build CT solutions using products from multiple vendors. And since you can install multiple D/41EPCI boards in a single PC chassis, you can build systems scaling up to 64 ports.

Downloaded SpringWare™ firmware algorithms, executed by the onboard DSP, provide variable voice coding at 24 and 32 Kb/s ADPCM, and 48 and 64 Kb/s μ -law or A-law PCM, as well as μ -law to A-law conversion. Sampling rates and coding methods are selectable on a channel-by-channel basis. Applications may dynamically switch sampling rate and coding method to optimize data storage or voice quality as the need arises. SpringWare firmware also provides reliable DTMF detection, DTMF cut-through, and talk off/play off suppression over a wide variety of telephone line conditions.

Dialogic Global DPD™ dial pulse detection algorithm, available as a software option for the D/41EPCI, lets you use the product in countries that have limited touchtone telephone service. Global DPD can be optimized on a country-by-country basis to provide superior dial pulse detection wherever it is used.

Dialogic voice products offer a rich set of advanced features, including state-of-the-art DSP technology and signal processing algorithms, for building the core of any CT system. With industry-standard PCI bus expansion boards you can integrate Dialogic voice products easily into exactly the type of system you require at a price and performance level unmatched in the CT industry.

Features and Benefits

- Four independent voice processing ports in a single PCI slot for low- to medium-density enterprise computer telephony applications
- With approvals in North and South America and Japan, the D/41EPCI cost effectively expands the application's ability to serve several global markets
- SCSA™ SCbus™ connectivity enables applications to access additional resources to expand its functionality to include fax, text-to-speech (TTS), and automatic speech recognition (ASR)
- H.100 connector allows developers to take advantage of the new industry standard CT Bus™ and increases the board's capacity to interoperate with other CT Bus compatible boards
- Plug and Play ready. Simplifies hardware installation by eliminating DIP switches and jumper settings and enabling software controlled configuration
- Configure multiple boards in a single chassis, PCI bus or mixed PCI/ISA bus, for easy and cost-effective system expansion up to 64 analog ports
- Dialogic SpringWare™, downloadable signal and call processing firmware, provides field proven performance based on over four million installed ports with access to future feature enhancements

Dialogic Corporation
1515 Route Ten
Parsippany, NJ 07054
1-973-993-3000
fax: 1-973-993-3093
<http://www.dialogic.com>

Dialogic North American Sales
1-800-755-4444
or 1-973-993-3030
fax orders: 1-973-631-9631
sales@dialogic.com

Dialogic Latin America & Caribbean
(Buenos Aires)
54-11-4328-1531
fax: 54-11-4328-5425
dla.sales@dialogic.com

Dialogic Europe
(Brussels)
32-2-712-4311
fax: 32-2-712-4300
info.europe@dialogic.com

Dialogic Japan
(Tokyo)
81-3-5430-3252
fax: 81-3-5430-3373
japan.sales@dialogic.com

Dialogic China
(Beijing)
86-10-6590-0055
fax: 86-10-6590-7989
china.sales@dialogic.com

Dialogic Asia
(Singapore)
65-339-9833
fax: 65-339-9211
asia.sales@dialogic.com



Features and Benefits (cont'd)

- PerfectDigit™ DTMF (touchtone) provides reliable detection during voice playback — allows callers to "type-ahead" through menus
- A-law or μ -law voice coding at dynamically selectable data rates, 24 Kb/s to 64 Kb/s, selectable on a channel-by-channel basis for optimal tradeoff between disk storage and voice quality
- International Caller ID capability via on-hook audio path. Supports Bellcore CLASS^s, UK CLI, and other international protocols.
- Patented outbound call progress analysis monitors outgoing call status quickly and accurately
- C-language application program interface (API) for Windows NT shortens your development cycle so you can get your applications to market faster
- Supports SpeechWorks™ Host, a host-based ASR engine
- Supports PBXpert32™, a free software utility that simplifies switch integration
- Optional onboard Global Dial Pulse Detection™ (DPD™) feature enables callers with non-touchtone phones to access applications without additional "pulse-to-tone converter" equipment
- Supported by Dialogic CT Media™ server software, a standards-based development platform for building scalable applications that can run with other vendors' products on converged communication servers

Applications

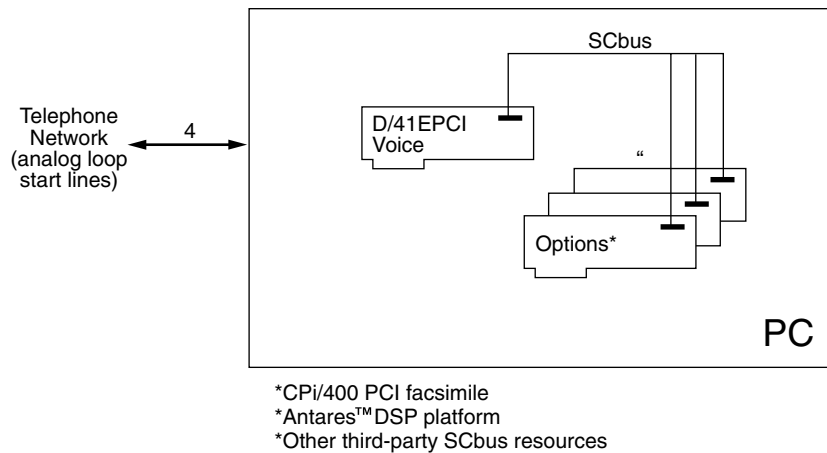
- Voice messaging
- Interactive voice response
- Debit card and international call back
- Audiotex
- Telemarketing/call center
- Dictation
- Auto dialers
- Notification systems
- Online data entry/query

The D/41EPCI board performs the following functions in real time on four independent channels:

- connects directly to analog loop start telephone lines
- offers application controlled call answering
- detects touch tones
- plays voice messages to a caller and digitizes, compresses, and records voice signals
- places outbound calls and automatically monitors their progress

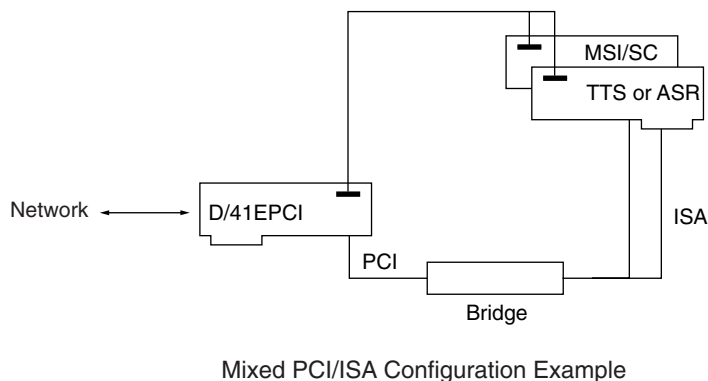
Configurations

Use the D/41EPCI board to build sophisticated CT systems to which capabilities such as speech recognition, facsimile, and text-to-speech can be added. The D/41EPCI shares a common hardware and firmware architecture with other Dialogic SCbus™ based boards for maximum flexibility and scalability. Features can be added and systems can grow while protecting investment in hardware and application code. With only minimum modifications, applications can be easily ported to lower or higher line-density platforms.



The D/41EPCI installs in any PCI-based personal computer or server (PCI bus or mixed PCI/ISA) and compatible computers (Intel 80386, 80486, or Pentium™ -processor-based PC platforms). The D/41EPCI provides everything required for building integrated voice solutions scalable from 4 ports to 64 ports. The maximum number of lines that can be supported is dependent on the application, the amount of disk I/O required, and the host computer CPU and power supply.

Applications developed to run on the Proline/2V™, DIALOG/4™, D/41D™, D/41H™, or D/41ESC™ family will run on a similar D/41EPCI configuration. Developers can choose from a wide selection of Dialogic products to build scalable, reliable, and economical CT solutions.



The D/41EPCI board can operate within a mixed chassis containing Dialogic PCI and ISA products. The forward-looking design of the D/41EPCI incorporates an H.100 connector to simplify connection to next generation CT Bus™ products. The D/41EPCI can also connect to existing SCbus products through the use of an optional CT Bus/SCbus adapter. The adapter provides both SCbus and H.100 physical connectors required to link the D/41EPCI to current SCbus products.

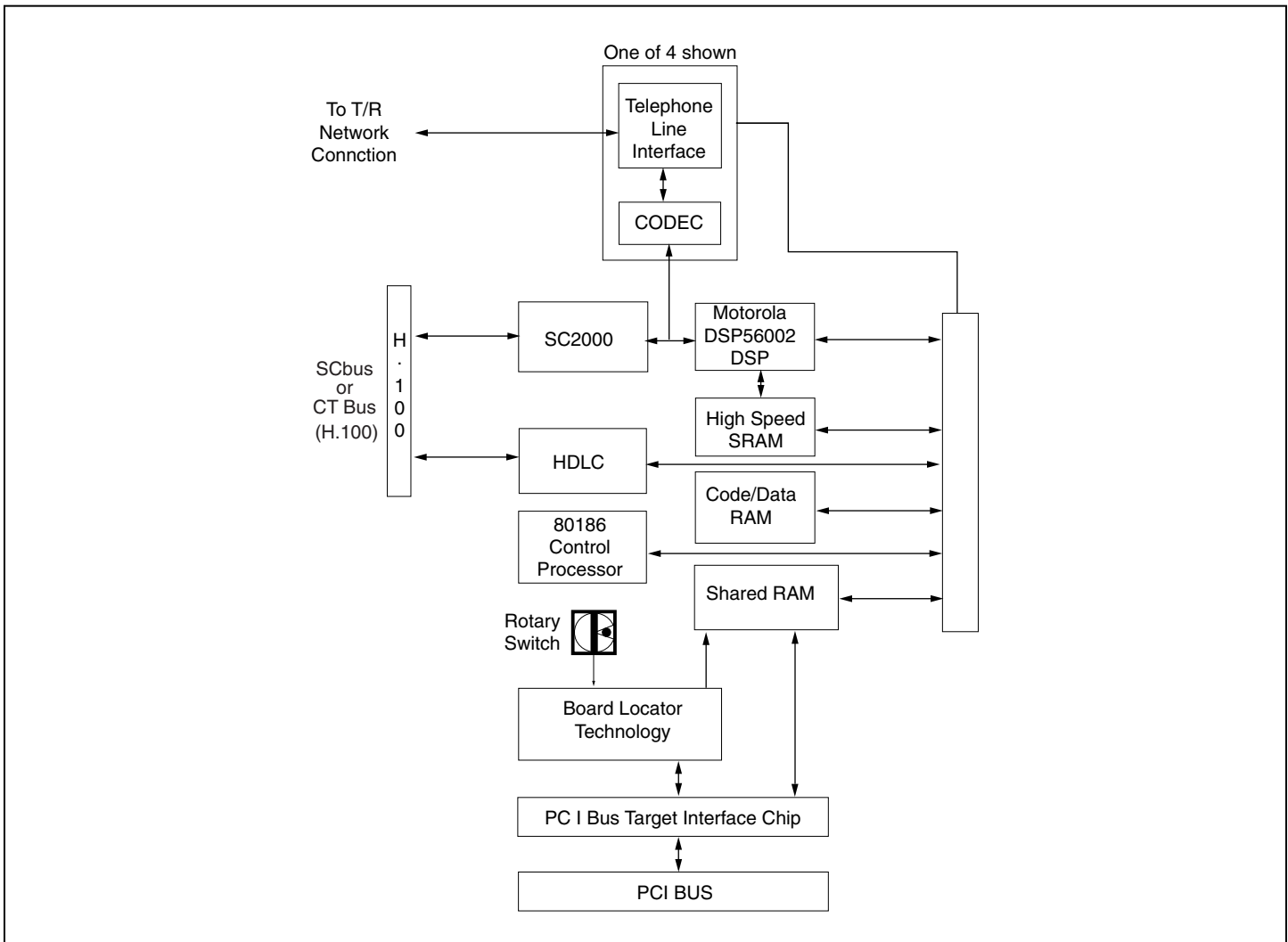
Software Support

The D/41EPCI is currently supported by the Dialogic System Software and Software Development Kit for Windows NT (Native). This package contains a set of tools for developing complex multichannel applications.

For added flexibility, the D/41EPCI is also supported in Dialogic CT Media. This resource management software makes application development easier, and enables applications from different suppliers written to standard APIs like ECTF S.100 to work together on a converged communication. CT Media makes this possible by managing technology resources (boards and host-based technologies) within the server, and by providing basic switching functions to multiple client applications.

CT Media runs on Windows 2000. A minimum of 35 MB should be used in any field-deployable system — with 64 MB or more recommended. A Pentium-class processor is recommended, as well as a fast disk I/O system (i.e., SCSI II).

Functional Description



The D/41EPCI uses a unique dual-processor architecture that combines the signal processing capabilities of a DSP with the decision-making and data movement functionality of a general-purpose 80186 control microprocessor. This dual processor approach off-loads many low-level decision-making tasks from the host computer and thus enables easier development of more powerful applications. This architecture handles real time events, manages data flow to the host PC for faster system response time, reduces host PC processing demands, processes DTMF and telephony signaling, and frees the DSP to perform signal processing on the incoming call.

Each of four analog loop start telephone line interfaces on the D/41EPCI receives analog voice and telephony signaling information from the telephone network (see block diagram). Each telephone line interface uses reliable, solid state hook

switches (no mechanical contacts) and FCC-part 68 class B ring detection circuitry. This FCC-approved ring detector is less susceptible to spurious rings created by random voltage fluctuations on the network. Each interface also incorporates circuitry that protects against high-voltage spikes and adverse network conditions and allows applications to go off-hook any time during ring cadence without damaging the board.

Inbound telephony signaling (ring detection, loop current detection, and Caller ID information) is conditioned by the line interface and routed via a control bus to the control processor. The control processor responds to these signals, informs the application of telephony signaling status, and instructs the line interface to transmit outbound signaling (on-hook/off-hook) to the telephone network.

The audio voice signal from the network is bandpass filtered and conditioned by the line interface and then applied to a CODEC

(COder/DECOder) circuit. The CODEC filters, samples, and digitizes the inbound analog audio signal and passes this signal to a Motorola DSP.

Based on SpringWare firmware loaded in DSP SRAM, the DSP performs the following signal analysis and operations on this incoming data:

- automatic gain control to compensate for variations in the level of the incoming audio signal
- applies an ADPCM (Adaptive Differential Pulse Code Modulation) or PCM (Pulse Code Modulation) algorithm to compress the digitized voice and save disk storage space
- detects the presence of tones — DTMF, MF, or an application-defined single or dual tone
- silence detection to determine whether the line is quiet and the caller is not responding

Functional Description

For outbound data, the DSP performs the following operations:

- expands stored, compressed audio data for playback
- adjusts the volume and rate of speed of playback upon application or user request
- generates tones — DTMF, MF, or any application-defined general-purpose tone

The dual-processor combination also performs outbound dialing and call progress monitoring:

- transmits an off-hook signal to the telephone network
- dials out (makes an outbound call)
- monitors and reports results: line busy or congested; operator intercept; ring, no answer; or if the call is answered, whether answered by a person, an answering machine, a fax machine, or a modem

The D/41EPCI also supports optional Global Dial Pulse Detection (DPD) Software that recognizes dial pulse digits even in the most difficult telephony environments.

When recording speech, the DSP can use different digitizing rates from 24 to 64 Kb/s as selected by the application for the best speech quality and most efficient storage. The digitizing rate is selected on a channel-by-channel basis and can be changed each time a record or play function is initiated. The DSP processed speech is transmitted via the control processor to the host PC for disk storage. When replaying a stored file, the processor

retrieves the voice information from the host PC and passes it to the DSP, which converts the file into digitized voice. The DSP sends digitized voice and appropriate signaling responses to the CODEC to be converted into analog format for transmission to the telephone network.

Signaling data (on-/off-hook, ringing, Caller ID, etc.) is passed to the onboard control processor and transmitted to the application via a dual-port shared RAM and the host PCI bus.

When using the D/41EPCI board and the SCbus, digital voice and signaling information from a network board or other resource enter the board via the H.100 connector and SCbus interface. A SC2000 chip manages these signals and acts as the traffic coordinator and matrix switch to buffer the high-speed digital data from the bus until the data for each channel can be transmitted to the DSP.

The SC2000 chip transmits several lower speed data streams over the SCbus high speed channel. The bus configuration is set when the firmware is downloaded at system initialization. This chip incorporates matrix switching capabilities. Under control of the onboard control processor, the SC2000 chip can connect any call being processed to any of the four analog lines or to any of the 1024 SCbus time slots. This enables the application to switch calls to or from other resources, such as facsimile or speech recognition, as they are needed, or to reroute calls.

The onboard control processors control all operations of the D/41EPCI board via a local bus and interpret and execute commands from the host PC. These processors handle real-time events, manage data flow to the host PC to provide faster system response time, reduce PC host processing demands, process DTMF and telephony signaling before passing them to the application, and free the DSP to perform signal processing.

Communications between a processor and the host PC is via the Shared RAM that acts as an input/output buffer and thus increases the efficiency of disk file transfers. This RAM interfaces to the host PC via the PCI bus. All operations are interrupt-driven to meet the demands of real-time systems. When the system is initialized, SpringWare firmware is downloaded from the host PC to the onboard code/data RAM and DSP RAM to control all board operations. This downloadable firmware gives the board all of its intelligence and enables easy feature enhancement and upgrades.

With the rotary switch on the D/41EPCI set to 0, the D/41EPCI board is Plug and Play enabled. Configuration is handled exclusively by software. Alternatively, you can set the rotary switch to another value to manually control board location for ease of cabling or backwards compatibility with Dialogic Board Locator Technology™ (BLT) installation.

Technical Specifications*

Number of ports	4
Maximum boards/system	16
Analog network interface	Onboard loop start interface circuits
Resource sharing bus	SCbus OR CT Bus
Control microprocessor	Intel 80C186 @ 16 MHz
Digital signal processor	Motorola DSP56002 @ 49 MHz, with 32 K word private, 0 wait state SRAM

HOST INTERFACE:

Bus compatibility	PCI. Complies with PCISIG Bus Specification, Rev. 2.1
Bus speed	33 MHz max
Bus mode	32 bit to 16 bit conversion in target mode
Shared memory	64 KB page
I/O ports	None

TELEPHONE INTERFACE‡:

Trunk type	Loop start
Loop current range	20 to 120 mA
Impedance	600 Ohms nominal
Ring detection	15 Vrms min, 13 to 68 Hz (configurable by parameter)
Echo return loss	Configurable by software parameter
Cross talk coupling	Less than -70 dB at 1 KHz channel to channel
Receive signal/noise ratio	70 dB referenced to -15 dBm
Frequency response	200 Hz to 3400 Hz ±3 dB (transmit and receive)
Connector	Four RJ-11 type

POWER REQUIREMENTS:

+5 VDC	1.22 A, max.
+12 VDC	140 mA max.
-12 VDC	110 mA max.
Operating temperature	0° C to +50° C
Storage temperature	-20° C to +70° C
Humidity	8% to 80% non-condensing
Form factor	PCI long card, 12.3 in. long.(without edge retainer) or 13.3 in. long (with edge retainer), 0.79 in. wide (total envelope), 3.87 in. high (excluding edge connector)

SAFETY AND EMI CERTIFICATIONS:

United States	FCC Part 15 class A; FCC Part 68 EBZUSA-75385-VM-T UL: E96804 UL1950
Canada	DOC: 885-5542A For specific country approval designation, see the Dialogic Global Approvals list or contact a Sales Engineer
Warranty	3 years standard

AUDIO SIGNAL:

Receive range	-50 to -13 dBm (nominal), for average speech signals ¹ configurable by parameter [†]
Automatic gain control	Application can enable/disable. Above -18 dBm results in full scale recording, configurable by parameter [†]
Silence detection	-38 dBm nominal, software adjustable [†]
Transmit level (weighted average)	-9 dBm nominal, configurable by parameter [†]
Transmit volume control	40 dB adjustment range, with application definable increments
Frequency response	
24 Kb/s	300 Hz to 2600 Hz ± 3 dB
32 Kb/s	300 Hz to 3400 Hz ± 3 dB
48 Kb/s	300 Hz to 2600 Hz ± 3 dB
64 Kb/s	300 Hz to 3400 Hz ± 3 dB

AUDIO DIGITIZING:

24 Kb/s	ADPCM @ 6 kHz sampling
32 Kb/s	ADPCM @ 8 kHz sampling
48 Kb/s	μ -law PCM @ 6 kHz sampling
64 Kb/s	μ -law PCM @ 8 kHz sampling
Digitization selection	Selectable by application on function call by call basis
Playback speed control	Pitch controlled; available for 24 and 32 Kb/s ADPCM data rates; adjustment range: $\pm 50\%$; adjustable through application or programmable DTMF control.

DTMF TONE DETECTION:

DTMF digits	0 to 9, *, #, A, B, C, D per Bellcore LSSGR Sec 6
Dynamic range	-45 dBm to +3 dBm per tone, configurable by parameter [†]
Minimum tone duration	40 ms, Can be increased with software configuration
Interdigit timing	Detects like digits with a 40 ms interdigit delay Detects different digits with a 0 ms interdigit delay.
Twist and frequency variation	Meets Bellcore LSSGR Sec 6 and EIA 464 requirements
Acceptable twist	10 dB
Signal/noise ratio	10 dB (referenced to lowest amplitude tone)
Noise tolerance	Meets Bellcore LSSGR Sec 6 and EIA 464 requirements for Gaussian, impulse, and power line noise tolerance
Cut through	Detects down to -36 dBm per tone into 600 Ohm load impedance
Talk off	Detects less than 20 digits while monitoring Bellcore TR-TSY-000763 standard speech tapes (LSSGR requirements specify detecting no more than 470 total digits). Detects 0 digits while monitoring MITEL speech tape #CM 7291.

GLOBAL TONE DETECTION™:

Tone type	Programmable for single or dual
Maximum number of tones	Application dependent
Frequency range	Programmable within 300 to 3500 Hz
Maximum frequency deviation	Programmable in 5 Hz increments.
Frequency resolution	Less than 5 Hz. — Note: Certain limitations exist for dual tones closer than 60 Hz apart.
Timing	Programmable cadence qualifier, in 10 ms increments
Dynamic range	Programmable, default set at -36 dBm to +3 dBm per tone

Springware Technical Specifications* (cont'd)

GLOBAL TONE GENERATION™:

Tone type	Generate single or dual tones
Frequency range	Programmable within 200 to 4000 Hz
Frequency resolution	1 Hz
Duration	10 msec increments
Amplitude	-43 dBm to -3 dBm per tone, programmable

MF SIGNALING:

MF digits	0 to 9, KP, ST, ST1, ST2, ST3 per Bellcore LSSGR Sec 6, TR-NWT-000506 and CCITT Q.321
Transmit level	Complies with Bellcore LSSGR Sec 6, TR-NWT-506
Signaling mechanism	Complies with Bellcore LSSGR Sec 6, TR-NWT-506
Dynamic range for detection	-25 dBm to +3 dBm per tone
Acceptable twist	6 dB
Acceptable frequency variation	Less than ± 1 Hz

CALL PROGRESS ANALYSIS:

Busy tone detection	Default setting designed to detect 74 out of 76 unique busy/congestion tones used in 97 countries as specified by CCITT Rec E., Supplement #2. Default utilizes both frequency and cadence detection. Application can select frequency only for faster detection in specific environments.
Ring back detection	Default setting designed to detect 83 out of 87 unique ring back tones used in 96 countries as specified by CCITT Rec E., Supplement #2. Utilizes both frequency and cadence detection.
Positive Voice Detection™ Accuracy	>98% based on tests on a database of real world calls
Positive voice detection speed	Detects voice in as little as 1/10th of a second.
Positive answering machine detection™ accuracy	80 to 90% based on application and environment
Fax/modem detection	Preprogrammed
Intercept detection	Detects entire sequence of the North American tri-tone. Other SIT sequences can be programmed.
Dial tone detection before dialing	Application enable/disable; supports up to three different user definable dial tones; programmable dial tone drop out debouncing.

tone dialing:

DTMF digits	0 to 9, *, #, A, B, C, D; 16 digits per Bellcore LSSGR Sec 6, TR-NWT-506
MF digits	0 to 9, KP, ST, ST1, ST2, ST3
Frequency variation	Less than ± 1 Hz
Rate	10 digits/s max., configurable by parameter‡
Level	-4.0 dBm per tone, nominal, configurable by parameter‡

PULSE DIALING:

10 digits	0 to 9
Pulsing rate	10 pulses/s, nominal, configurable by parameter‡
Break ratio	60% nominal, configurable by parameter‡

ANALOG DISPLAY SERVICES INTERFACE (ADSI):

FSK generation per Bellcore TR-NWT-000030.
CAS tone generation and DTMF detection per Bellcore TR-NWT-001273.

* All specifications are subject to change without notice.

‡ Analog levels: 0 dBm0 corresponds to a level of +3 dBm at tip-ring analog point. Values vary depending on country requirements; contact your Dialogic Sales Engineer.

¹ Average speech mandates +16 dB peaks above average and preserves -13 dB valleys below average.

[§] Designated trademarks are the property of their respective owners.

Hardware Requirements

Hardware System Requirements

- 80386, 80486, or Pentium processor based PCI bus or mixed PCI/ISA bus PC or compatible computer
- Operating system hardware requirements vary according to the number of channels being used
- System must comply with PCISIG Bus Specification Rev. 2.1 or later.

Additional Components

- Optional multi-drop CT Bus cable
- Optional CT Bus/SCbus adapter

Notes

Notes
